

JAYPEE UNIVERSITY OF INFORMATION TECHNOLOGY

(Established by H.P. State Legislature vide Act No. 14 of 2002)
P.O. Wahnaghat, Teh. Kandaghat, Distt. Solan - 173234 (H.P.) INDIA

Website : www.juit.ac.in


Phone No. +91-01792-257999 (30 Lines)

Fax : +91-01792-245362

4.2.2 Average Annual Expenditure

4.2.2 & 4.2.3: Average annual expenditure for purchase of books/ e-books and subscription to journals/e-journals during the last five years (INR in Lakhs)

Particulars	Years				
	2021-22	2020-21	2019-20	2018-19	2017-18
Books	0.27	-	8.67	15.19	16.44
Journals	1.35	-	11.85	25.62	16.68
E-Journals	27.91	27.38	34.68	29.98	32.09
E-Books	-	-	-	-	-
Databases	12.22	6.2	-	-	-
Turnitin	5.16	0	5.74	5.15	4.29
Delnet	0.14	0.14	0.14	0.14	0.14



REGISTRAR,
Jaypee University of Information Technology
Wahnaghat, Distt. Solan (H.P.)

JAYPEE UNIVERSITY OF INFORMATION TECHNOLOGY
FINANCIAL YEAR 2017-18
Details of Fixed Assets as on 31.03.2018

SCHEDULE : "A"

Block of Assets	Rate of Dep.	Op. Balance as on 01.04.2017	GROSS BLOCK		Disposed off during the year	As on 31.03.2018	DEPRECIATION			Amount (₹)	
			Addition during the year				Op. Balance as on 01.04.2017	For the Year	Up to 31.03.2018	NET BLOCK	
			180 Days or more	Less than 180 Days						As on 31.03.2017	As on 31.03.2018
Buildings	10%	132,928,158		2,430,333		135,358,494	48,712,856	8,543,047	57,255,903	84,215,300	78,102,991
Land	15%	64,702,140	138,283	1,575,741		66,416,164	46,141,088	3,072,631	43,216,717	19,558,654	18,199,447
Electronic Lab Equipments	15%	18,959,804	753,719			19,713,520	13,415,105	944,782	14,359,868	5,544,698	5,353,852
Bio Informatics Lab Equipments	15%	28,755,499	507,840	109,371		27,371,506	18,887,881	1,264,416	20,152,297	7,667,614	7,219,209
Physics Lab Equipments	15%	10,579,169	613,169			11,192,338	7,454,240	384,715	8,048,955	3,084,929	3,143,383
Computer Lab Equipments	40%	102,787,580	13,364,288	1,979,384		117,731,253	95,479,343	8,385,287	104,063,630	7,309,237	13,667,621
Imported Bio Lab Equipments	15%	22,031,080				22,031,080	17,257,182	716,088	17,973,250	4,773,918	4,067,830
Imported Electronic Lab Equipments	15%	3,358,810				3,358,810	3,045,277	47,030	3,092,307	313,533	266,803
Imported Computer Lab Equipments	40%	737,191				737,191	737,191	2	737,189	4	2
Imported Office Equipments	15%	87,955				87,955	79,589	2,366	73,195	17,306	14,710
Civil Lab Equipments	15%	11,020,087		697,949		11,708,007	6,456,158	736,182	7,192,340	4,503,209	5,515,667
Software-Computer	40%	3,084,905		135,584		3,200,389	3,053,237	29,369	3,028,603	6,656	111,766
Software-Math	40%	324,360				324,350	249,225	30,050	279,275	75,125	45,075
Software-Civil	40%	2,264,478				2,264,478	1,459,617	341,844	1,751,561	654,881	512,917
Software-Language Lab	40%	1,157,538				1,157,938	589,186	227,501	796,887	568,252	341,261
Software-Biotech Lab	40%	1,844,338				1,844,888	1,005,768	375,640	1,381,428	633,100	563,460
Software-Electronics Lab	40%	2,600,674				2,600,674	1,589,308	404,547	1,993,853	1,011,366	606,827
Software-Library	40%	273,000				273,000	176,218	38,714	214,930	95,784	38,076
Software-Physics Lab	40%	436,123				436,123	235,489	79,854	315,343	196,634	119,783
Software-PD Lab	40%	469,390				469,390	89,248	149,259	242,602	373,147	223,898
Office Equipments	15%	14,754,037	2,312,115	879,353		17,945,505	8,644,535	1,329,198	9,873,753	6,109,822	7,971,607
Miscellaneous Assets	15%	4,850,387	184,179	10,500		4,735,066	3,235,858	225,594	3,461,450	1,314,531	1,283,616
Gymnasium Equipments	15%	3,014,856				3,014,856	1,797,210	188,617	1,645,627	1,257,445	1,084,828
Furniture & Fixtures	10%	57,964,851	1,328,801	183,382		59,475,034	32,530,399	2,684,954	35,221,393	25,428,452	24,257,641
Vehicles	15%	11,271,394		9,385,739		20,656,633	8,561,248	1,050,385	10,011,831	2,300,918	10,644,809
Imported Kitchen Equipments	15%	278,308				278,308	213,847	9,669	223,516	64,792	64,792
Kitchen Equipments	15%	5,978,324	872,782	1,095,798		7,946,904	3,601,408	589,640	4,171,048	2,376,916	3,728,656
Plant & Machinery	15%	61,879,954	15,337,098	249,216		67,166,869	40,266,287	4,016,236	44,282,633	11,313,267	22,803,336
Electrical Equipments	15%	8,397,199		130,396		8,437,595	6,172,772	329,544	6,502,716	2,134,427	1,934,879
Mechanical Lab Equipments	15%	2,737,255				2,737,255	1,340,611	134,497	1,976,103	658,644	782,140
Research Equipments	15%	34,103,214				34,103,214	18,348,822	2,408,159	20,756,981	16,754,392	13,626,253
GROSS TOTAL		601,290,341	35,412,073	18,463,132		655,163,546	390,655,405	39,030,564	429,756,968	210,632,936	225,407,678
PREVIOUS YEAR		577,654,770	1,421,960	22,221,602		601,298,341	359,831,013	31,584,392	390,665,405	218,573,757	210,632,936




REGISTRAR
 Jaypee University of Information Technology
 Wagnaghat, Distt. Solan (H.P.)



Certified Copy



Assistant Registrar (Academics)
 Jaypee University of Information Technology
 Wagnaghat, Distt. Solan (H.P.)



JAYPEE UNIVERSITY OF INFORMATION TECHNOLOGY
FINANCIAL YEAR 2017-18
INSTITUTIONAL EXPENSES

SCHEDULE - "J"

Particulars	Amount (₹) 31.03.2018	Amount (₹) 31.03.2017
Admission Exps. including Advertisement	3,995,098	2,256,549
Audit Fee	236,000	236,000
Conference & Seminar Expenses	213,497	118,902
Convocation Expenses	40,685	91,910
Contribution towards Research & Development	-	24,473
	4,530,247	6,286,015
Electricity Expenses	4,209,673	4,422,829
Honorarium to Faculty & Remuneration of Visiting Faculty	1,004,630	486,238
Institute Promotional Expenses	516,242	578,985
Insurance Expenses	454,838	440,419
Internet Charges	549,748	1,757,318
Interest & Finance Charges	9,364,606	12,446,771
Laboratory Expenses	2,260,383	5,299,019
Lease Rent	21,584	21,584
Legal & Professional Charges	730,429	367,769
Misc. Expenses	256,618	312,499
Payment to Technical Personnel	6,921,377	6,100,281
Placement Expenses	476,619	406,115
Postage & Telegram	109,423	118,153
Prior Period Exps.	35,110	
Printing & Stationery	1,905,585	1,752,618
Recruitment Expenses	689,806	267,617



[Signature]
 REGISTRAR
 Jaypee University of Information Technology
 Wahnaghat, Distt. Solan (H.P.)




[Signature]
 Assistant Registrar (Academics)
 Jaypee University of Information Technology
 Wahnaghat, Distt. Solan (H.P.)

Certified copy




SCHEDULE - "J" (Continued)

Particulars	Amount (₹) 31.03.2018	Amount (₹) 31.03.2017
Scholarship to Students	7,915,236	7,095,963
Security Expenses	3,873,099	2,491,479
Staff Welfare	1,249,475	1,122,789
Telephone Expenses	210,909	208,563
Travelling & Conveyance	943,656	574,856
Water Expenses	2,357,521	3,249,325
Repair & Maintenance		
- Civil Maintenance	9,150,866	6,599,114
- Equipment & Machinery	6,323,700	3,013,996
- Furniture & Fixture	1,417,594	1,242,738
- Horticulture Exps.	1,822,589	1,676,012
- Institute House Keeping	3,175,036	2,613,716
- Others	3,532,939	2,514,468
- Vehicles	3,516,399	2,261,410
- Water Supply Scheme	257,697	710,142
TOTAL INSTITUTIONAL EXPENSES	84,268,914	79,166,635


 Assistant Registrar (Academics)
 Jaypee University of Information Technology
 Waknaghat, Distt. Solan (H.P.)




 REGISTRAR,
 Jaypee University of Information Technology,
 Waknaghat, Distt. Solan (H.P.)



Certified copy




JAYPEE UNIVERSITY OF INFORMATION TECHNOLOGY
FINANCIAL YEAR 2018-19
Details of Fixed Assets as on 31.03.2019

SCHEDULE : "A"

Block of Assets	Rate of Dep.	GROSS BLOCK					DEPRECIATION			NET BLOCK	
		Op. Balance as on 01.04.2018	Addition during the year		Disposed off during the year	As on 31.03.2019	Op. Balance as on 01.04.2018	For the Year	Up to 31.03.2019	As on 31.03.2019	As on 31.03.2019
			100 Days or more	Less than 100 Days							
Classification of Assets											
Buildings	10%	13,53,58,494				13,53,58,494	5,72,55,903	78,10,259	6,50,66,162	7,81,02,591	7,02,92,332
Library Books	15%	6,64,16,164	1,26,525	13,92,109	6,79,34,798	4,82,16,717	28,53,304	5,10,70,021	1,81,99,447	1,68,64,777	
Electronic Lab Equipments	15%	1,97,13,520		3,71,700	2,00,85,220	1,43,59,868	8,30,925	1,51,90,793	53,53,652	48,94,427	
Bio Informatics Lab Equipments	15%	2,73,71,506			2,73,71,506	2,01,52,297	10,82,881	2,12,35,178	72,19,209	61,36,328	
Physics Lab Equipments	15%	1,11,92,338		52,068	1,12,44,406	80,48,955	4,75,413	85,24,368	31,43,363	27,20,038	
Computer Lab Equipments	40%	11,77,31,253	30,60,951	12,16,840	12,20,09,044	10,40,63,630	69,34,798	11,09,98,428	1,36,67,623	1,10,10,616	
Imported Bio Lab Equipments	15%	2,20,31,080			2,20,31,080	1,79,73,250	6,08,675	1,85,81,925	40,57,830	34,49,155	
Imported Electronic Lab Equipments	15%	33,58,810			33,58,810	30,92,307	39,975	31,32,282	2,66,503	2,26,528	
Imported Computer Lab Equipments	40%	7,37,191			7,37,191	7,37,189	1	7,37,190	2	1	
Imported Office Equipments	15%	87,905			87,905	73,195	2,207	75,402	14,710	12,503	
Civil Lab Equipments	15%	1,17,08,007	1,57,383	6,30,118	1,24,95,508	71,92,340	7,48,216	79,40,556	45,15,667	45,54,952	
Software-Computer	40%	32,00,369		13,03,900	45,04,269	30,80,603	3,05,486	33,94,089	1,11,766	11,10,180	
Software -Math	40%	3,24,350			3,24,350	2,79,275	18,030	2,97,305	45,075	27,045	
Software-Civil	40%	22,64,478			22,64,478	17,51,561	2,05,167	19,56,728	5,12,917	3,07,750	
Software -Language Lab	40%	11,37,938			11,37,938	7,96,687	1,36,500	9,33,187	3,41,251	2,04,751	
Software -Biotech Lab	40%	19,44,888			19,44,888	13,81,428	2,25,384	16,06,812	5,63,460	3,38,076	
Software -Electronics Lab	40%	26,00,674		14,82,021	40,82,695	19,93,853	5,39,133	25,32,986	6,06,821	15,49,709	
Software -Library	40%	2,73,000			2,73,000	2,14,930	23,228	2,38,158	58,070	34,842	
Software -Physics Lab	40%	4,35,123			4,35,123	3,15,343	47,912	3,63,255	1,19,780	71,868	
Software -PD Lab	40%	4,66,390			4,66,390	2,42,502	89,555	3,32,057	2,23,888	1,34,373	
Office Equipments	15%	1,79,45,535	9,47,171	19,64,718	2,08,57,424	99,73,733	14,85,200	1,14,58,933	79,71,802	93,98,491	
Miscellaneous Assets	15%	47,45,066	51,600	2,91,063	50,87,729	34,61,450	2,22,112	36,83,562	12,83,616	14,04,167	
Gymnasium Equipments	15%	30,14,655	6,76,150	19,86,830	56,77,635	19,45,827	4,10,759	23,56,586	10,68,828	33,21,049	
Furniture & Fixtures	10%	5,94,79,034	19,824		5,94,98,858	3,52,21,393	24,27,747	3,76,49,140	2,42,57,641	2,18,49,718	
Vehicles	15%	2,05,56,833	9,23,845		2,11,53,478	1,00,11,831	16,71,247	1,16,83,078	1,06,44,802	94,70,400	
Imported Kitchen Equipments	15%	2,78,308			2,78,308	2,23,516	8,219	2,31,735	54,792	46,573	
Kitchen Equipments	15%	79,46,904	6,14,537		85,61,441	41,71,048	6,58,559	48,29,607	37,75,856	37,31,834	
Plant & Machinery	15%	6,71,65,669	3,81,936	11,82,097	6,87,29,932	4,42,82,533	35,78,453	4,78,60,986	2,28,83,336	2,08,69,946	
Electrical Equipments	15%	84,37,595	1,05,382	1,13,280	86,56,257	65,02,716	3,14,535	68,17,251	19,34,879	18,38,006	
Research Lab Equipments	15%	27,37,255			27,37,255	19,75,108	1,14,322	20,89,430	7,62,147	6,47,825	
Research Equipments	15%	3,44,03,214			3,44,03,214	2,07,56,981	20,46,935	2,28,03,916	1,36,46,233	1,15,93,298	
GROSS TOTAL		65,51,63,563	70,65,334	1,19,86,744	67,37,88,624	42,97,66,989	3,69,16,137	46,66,71,106	22,54,07,578	20,24,17,518	
NET BLOCK		60,12,99,341	3,54,12,073	1,84,53,132	65,51,63,546	39,66,65,406	3,90,20,824	42,87,56,968	21,06,32,836	22,54,07,578	



Assistant Registrar (Academics)
 Jaypee University of Information Technology
 Waknaghat, Distt. Solan (H.P.)




JAYPEE UNIVERSITY OF INFORMATION TECHNOLOGY
FINANCIAL YEAR 2018-19
INSTITUTIONAL EXPENSES

SCHEDULE - "J"

Particulars	Amount (₹) 31.03.2019	Amount (₹) 31.03.2018
Admission Exps. including Advertisement	5,626,229	3,995,098
Audit Fee	354,000	236,000
Conference & Seminar Expenses	286,976	213,497
Convocation Expenses	43,775	40,685
Contribution towards Research & Development	87,925	-
E-Journals & Periodicals ✓	5,673,182 ✓	4,530,247
Electricity Expenses	5,812,069	4,209,673
Honorarium to Faculty & Remuneration of Visiting Faculty	854,295	1,004,630
Institute Promotional Expenses	212,716	516,242
Insurance Expenses	191,609	454,838
Internet Charges	641,789	549,748
Interest & Finance Charges	9,135,295	9,364,606
Laboratory Expenses	3,045,210	2,260,383
Lease Rent	22,651	21,584
Legal & Professional Charges	466,389	730,429
Misc. Expenses	1,060,985	256,618
Payment to Technical Personnel	9,310,009	6,921,377
Placement Expenses	1,027,442	476,619
Postage & Telegram	140,498	109,423
Prior Period Exps.	75,941	35,110
Printing & Stationery	1,930,485	1,905,585
Recruitment Expenses	424,087	689,806



[Signature]
Assistant Registrar (Academics)
 Jaypee University of Information Technology
 Wazirpur, Solan (H.P.)



[Signature]
REGISTRAR,
 Jaypee University of Information Technology
 Wazirpur, Dist. Solan (H.P.)



SCHEDULE - "J" (Continued)

Particulars	Amount (₹) 31.03.2019	Amount (₹) 31.03.2018
Scholarship to Students	14,940,523	7,915,236
Security Expenses	5,081,161	3,873,099
Staff Welfare	1,580,553	1,249,475
Telephone Expenses	626,809	210,909
Travelling & Conveyance	1,401,789	943,656
Water Expenses	2,770,883	2,357,521
Repair & Maintenance		
- Civil Maintenance	5,307,284	9,150,866
- Equipment & Machinery	5,860,474	6,323,700
- Furniture & Fixture	1,577,138	1,417,594
- Horticulture Exps.	2,132,478	1,822,589
- Institute House Keeping	3,898,204	3,175,036
- Others	2,820,281	3,532,939
- Vehicles	3,792,682	3,516,399
- Water Supply Scheme	227,766	257,697
TOTAL INSTITUTIONAL EXPENSES	98,441,582	84,268,914



Man

REGISTRAR,
Jaypee University of Information Technology,
Waknaghat, Distt. Solan (H.P.)



Beema

Assistant Registrar (Academics)
Jaypee University of Information Technology
Waknaghat, Distt. Solan (H.P.)

Certified copy



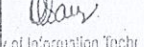
JAYPEE UNIVERSITY OF INFORMATION TECHNOLOGY
FINANCIAL YEAR 2019-20
Details of Fixed Assets as on 31.03.2020


SCHEDULE : "A"

Amount (₹)

Block of Assets	Rate of Dep.	Op. Balance as on 01.04.2019	GROSS BLOCK		Disposed off during the year	As on 31.03.2020	DEPRECIATION			NET BLOCK		
			180 Days or more	Less than 180 Days			Op. Balance as on 01.04.2019	For the Year	Up to 31.03.2020	As on 31.03.2019	As on 31.03.2020	
Classification of Assets												
Buildings	10%	13,53,58,434	21,81,445	10,41,558		14,55,81,037	6,50,58,162	73,98,433	7,30,85,595	7,02,92,332	7,29,15,442	
Library Books	15%	6,79,34,789	1,00,729	7,65,958		8,88,01,385	5,10,70,021	26,02,265	5,38,72,285	1,60,64,777	1,61,29,099	
Electronic Lab Equipments	15%	2,00,85,220				2,00,85,220	1,51,53,793	7,34,164	1,59,24,357	48,24,427	41,60,263	
Bio Informatics Lab Equipments	15%	2,73,71,508				2,73,71,508	2,12,35,178	3,20,449	2,21,55,627	61,36,328	52,15,879	
Physics Lab Equipments	15%	1,12,44,406	98,019			1,13,42,425	85,24,368	4,22,709	89,47,077	27,20,038	23,95,348	
Computer Lab Equipments	40%	12,20,09,044	78,67,335	1,30,26,200		14,29,02,579	11,09,98,428	1,01,58,420	12,11,54,848	1,10,10,816	2,17,47,731	
Imported Bio Lab Equipments	15%	2,20,31,080				2,20,31,080	1,85,61,925	3,17,373	1,90,89,268	34,49,155	29,31,782	
Imported Electronic Lab Equipments	15%	33,58,810				33,58,810	31,32,282	33,979	31,66,261	2,26,528	1,92,543	
Imported Computer Lab Equipments	40%	7,37,191				7,37,191	7,37,190		7,37,150	1	1	
Imported Office Equipments	15%	87,905				87,905	75,402	1,875	77,277	12,503	10,628	
Civil Lab Equipments	15%	1,24,85,508	30,287	1,58,300		1,28,85,085	79,40,556	6,99,733	68,40,289	45,54,952	40,44,806	
Software-Computer	40%	45,04,269				45,04,269	33,84,089	4,44,072	38,39,191	11,10,180	6,68,108	
Software-Math	40%	3,24,356				3,24,356	2,97,395	10,818	3,08,123	27,045	19,227	
Software-Civil	40%	22,64,478				22,64,478	19,58,728	1,24,100	20,79,828	3,07,750	1,84,650	
Software-Language Lab	40%	11,37,938				11,37,938	9,33,187	81,800	10,15,087	2,04,751	1,22,851	
Software-Biotech Lab	40%	19,44,888				19,44,888	16,06,812	1,35,230	17,42,042	3,38,078	2,03,848	
Software-Electronics Lab	40%	40,82,695				40,82,695	25,32,965	6,19,884	31,52,870	15,49,709	9,29,825	
Software-Library	40%	2,73,000				2,73,000	2,38,158	13,937	2,52,095	34,842	20,908	
Software-Physics Lab	40%	4,35,123				4,35,123	3,63,255	28,747	3,92,002	71,868	43,121	
Software-PD Lab	40%	4,66,390				4,66,390	3,92,057	63,733	3,85,790	1,34,333	80,600	
Office Equipments	15%	2,08,57,424	17,12,142	3,20,284		2,28,89,850	1,14,58,933	18,90,816	1,31,49,849	93,98,491	87,40,301	
Miscellaneous Assets	15%	50,87,729	1,50,510	51,200		52,89,439	38,83,582	2,37,042	39,20,804	14,04,167	13,69,835	
Gymnasium Equipments	15%	68,77,835	4,81,980			61,59,595	23,58,589	5,70,451	29,27,037	33,21,049	32,32,558	
Furniture & Fixtures	10%	5,94,98,858		10,150		5,95,09,008	3,78,48,140	21,85,479	3,98,34,819	2,18,49,718	1,66,74,389	
Vehicles	15%	2,11,53,478	11,38,435		3,35,000	2,19,56,913	1,18,83,078	15,41,075	1,32,24,159	94,70,400	87,32,760	
Imported Kitchen Equipments	15%	2,78,308				2,78,308	2,31,735	6,988	2,38,721	45,873	39,587	
Kitchen Equipments	15%	85,61,441	99,530			86,80,971	48,29,607	5,74,705	54,04,312	37,31,834	32,56,659	
Plant & Machinery	15%	6,87,29,932	4,41,469	10,52,295		7,02,23,716	4,78,80,958	92,75,487	5,11,36,473	2,08,68,946	1,60,87,243	
Electrical Equipments	15%	66,68,267	7,42,423	2,37,606		66,38,286	68,17,251	4,05,035	72,22,286	18,39,008	24,14,000	
Mechanical Lab Equipments	15%	27,37,255				27,37,255	20,69,430	97,174	21,85,604	6,47,825	5,50,651	
Research Equipments	15%	3,44,02,214				3,44,02,214	2,28,03,915	17,38,895	2,45,43,811	1,15,99,298	98,59,403	
GROSS TOTAL		67,37,88,824	2,29,44,334	1,66,03,991	3,35,000	71,21,61,919	48,58,71,108	3,79,25,766	50,35,94,872	20,81,17,518	20,85,67,047	
PREVIOUS YEAR		65,51,63,549	70,65,334	1,19,86,744	4,27,000	67,37,88,824	42,87,55,968	3,59,15,137	46,58,71,198	22,54,07,578	20,81,17,318	


 Vice-Chancellor
 Jaypee University of Information Technology
 Wagnaghat, Distt. Solan (H.P.)



 Registrar
 Jaypee University of Information Technology
 Wagnaghat, Distt. Solan (H.P.)



 Chief Finance Officer
 Jaypee University of Information Technology
 Wagnaghat, Distt. Solan (H.P.)

DASS EQUIP
 CH
 ACC
 19/1

Certified copy




 Assistant Registrar (Academics)
 Jaypee University of Information Technology
 Wagnaghat, Distt. Solan (H.P.)



JAYPEE UNIVERSITY OF INFORMATION TECHNOLOGY
FINANCIAL YEAR 2019-20
INSTITUTIONAL EXPENSES

SCHEDULE - "J"


Particulars	Amount (₹) 31.03.2020	Amount (₹) 31.03.2019
Admission Exps. including Advertisement	89,79,744	56,26,229
Audit Fee	3,00,000	3,54,000
Conference & Seminar Expenses	1,60,569	2,86,976
Convocation Expenses	31,415	43,775
Contribution towards Research & Development	-	87,925
E-Journals & Periodicals ✓	46,64,004 ✓	56,73,182
Electricity Expenses	45,77,484	58,12,069
Honorarium to Faculty & Remuneration of Visiting Faculty	7,74,781	8,54,295
Institute Promotional Expenses	5,80,825	2,12,716
Insurance Expenses	1,13,694	1,91,609
Internet Charges	11,79,274	6,41,789
Interest & Finance Charges	46,57,756	91,35,295
Laboratory Expenses	25,66,841	30,45,210
Lease Rent	22,651	22,651
Legal & Professional Charges	8,38,528	4,66,389
Misc. Expenses	2,25,896	10,60,985
Payment to Technical Personnel	85,08,897	93,10,009
Placement Expenses	6,91,978	10,27,442
Postage & Telegram	1,21,854	1,40,498
Prior Period Exps.	1,39,641	75,941
Printing & Stationery	19,97,441	19,30,485
Recruitment Expenses	1,03,798	4,24,087

Assistant Registrar (Academics)
Jaypee University of Information Technology
Waknaghat, Distt. Solan (H.P.)




Daur

REGISTRAR,
Jaypee University of Information Technology
Waknaghat, Distt. Solan (H.P.)




Certified Copy



SCHEDULE - "J" (Continued)

Particulars	Amount (₹) 31.03.2020	Amount (₹) 31.03.2019
Scholarship to Students	1,62,66,464	1,49,40,523
Security Expenses	54,15,468	50,81,161
Staff Welfare	13,35,331	15,80,553
Telephone Expenses	6,83,380	6,26,809
Travelling & Conveyance	10,19,756	14,01,789
Water Expenses	18,84,303	27,70,883
Repair & Maintenance		
- Civil Maintenance	41,81,690	53,07,284
- Equipment & Machinery	59,99,729	58,60,474
- Furniture & Fixture	6,68,872	15,77,138
- Horticulture Exps.	24,20,354	21,32,478
- Institute House Keeping	43,28,600	38,98,204
- Others	15,96,832	28,20,281
- Vehicles	34,48,526	37,92,682
- Water Supply Scheme	3,19,479	2,27,766
TOTAL INSTITUTIONAL EXPENSES	9,08,05,855	9,84,41,582



Das

REGISTRAR,
Jaypee University of Information Technology
Waknaghat, Distt. Solan (H.P.)



Das
Assistant Registrar (Academics)
Jaypee University of Information Technology
Waknaghat, Distt. Solan (H.P.)

Certified Copy



JAYPEE UNIVERSITY OF INFORMATION TECHNOLOGY
FINANCIAL YEAR 2020-21
Details of Fixed Assets as on 31.03.2021

SCHEDULE : 'A'

Block of Assets	Rate of Dep.	Op. Balance as on 01.04.2020	GROSS BLOCK		Disposed off during the year	As on 31.03.2021	DEPRECIATION			NET BLOCK	
			Addition during the year	Less than 180 Days			For the Year	Up to 31.03.2021	As on 31.03.2020	As on 31.03.2021	
Classification of Assets											
Equipments	10%	14,55,81,057				14,55,81,037	7,30,65,595	72,51,544	8,03,17,139	7,29,15,442	6,52,63,998
Library Books	15%	6,86,01,365				6,86,01,365	5,36,72,266	22,65,365	5,59,41,651	1,51,29,099	1,29,59,734
Electronic Lab Equipments	15%	2,00,89,220				2,00,89,220	1,59,24,957	6,24,039	1,65,48,996	41,60,233	35,36,224
Bio-Informatics Lab Equipments	15%	2,72,71,508				2,72,71,506	2,21,55,637	7,82,382	2,29,38,009	52,15,879	44,33,497
Physics Lab Equipments	15%	1,13,42,425		72,450		1,14,14,875	89,47,077	3,64,736	93,11,813	23,95,348	21,03,092
Computer Lab Equipments	40%	14,29,02,579		54,78,150		14,83,80,729	12,11,54,848	97,94,722	13,09,49,570	2,17,47,731	1,74,31,159
Imported Bio Lab Equipments	15%	2,20,31,080				2,20,31,080	1,90,99,298	4,39,767	1,95,39,085	29,31,782	24,92,015
Imported Electronic Lab Equipments	15%	33,99,810				33,99,810	31,66,261	29,882	31,96,143	1,92,549	1,63,667
Imported Computer Lab Equipments	40%	7,37,191				7,37,191	7,37,190		7,37,190	1	1
Imported Office Equipments	15%	87,905				87,905	7,277	1,594	76,871	10,628	9,034
Civil Lab Equipments	15%	1,26,59,095				1,26,59,095	86,40,289	5,06,721	92,47,010	40,44,806	34,39,085
Software-Computer	40%	45,04,289				45,04,289	38,53,161	2,65,443	41,04,604	6,65,108	3,99,665
Software-Maths	40%	3,24,350				3,24,350	3,08,123	6,491	3,14,614	18,227	9,736
Software-Other	40%	22,54,478				22,54,478	20,79,928	73,950	21,53,688	1,84,650	1,10,790
Software-Language Lab	40%	11,57,938				11,57,938	10,15,087	49,140	10,64,277	1,22,851	73,714
Software-BioTech Lab	40%	19,44,888				19,44,888	17,42,042	81,138	18,23,180	2,02,846	1,21,708
Software-Electronics Lab	40%	40,92,645				40,92,645	31,52,870	3,71,930	35,24,800	9,29,825	5,57,995
Software-Library	40%	2,73,000				2,73,000	2,52,095	8,382	2,60,457	20,905	12,443
Software-Physics Lab	40%	4,35,123				4,35,123	3,92,002	17,248	4,09,250	43,121	28,973
Software-IT Lab	40%	4,59,350				4,66,390	3,85,790	32,240	4,18,030	80,600	48,390
Office Equipments	15%	2,28,99,850	5,03,554	3,69,171		2,37,82,675	1,31,49,549	15,65,766	1,47,15,315	97,40,301	90,67,260
Miscellaneous Assets	15%	52,99,439		51,603		53,41,042	39,20,604	2,09,195	41,29,799	13,69,835	12,11,243
Gymnasium Equipments	15%	61,59,595				61,59,595	29,27,037	4,94,884	34,11,921	32,32,585	27,47,674
Furniture & Fixtures	10%	5,95,09,008				5,95,09,008	3,98,34,619	1,9,67,439	4,18,02,055	1,95,74,389	1,77,05,950
Vehicles	15%	2,19,56,913		8,98,675		2,28,55,588	1,32,24,153	13,77,315	1,46,01,468	87,32,760	82,54,120
Imported Kitchen Equipments	15%	2,79,308				2,76,305	2,38,721	5,939	2,44,655	39,597	33,649
Kitchen Equipments	15%	86,80,971				86,80,971	54,04,312	4,88,439	59,92,811	32,56,659	27,68,160
Plant & Machinery	15%	7,02,23,716	5,19,190	1,14,271		7,09,57,177	5,11,36,473	29,49,555	5,40,88,008	1,90,87,243	1,67,71,169
Electrical Equipments	15%	96,36,286		1,00,898		97,37,184	72,22,286	3,89,667	75,91,953	24,14,000	21,45,231
General Lab Equipments	15%	27,47,255				27,37,255	21,86,604	82,598	22,99,202	5,59,657	4,68,053
Other Equipments	15%	3,44,93,214				3,44,00,314	2,45,43,811	14,78,910	2,60,22,721	98,59,403	83,80,493
GRAND TOTAL		71,21,61,919	10,22,744	71,05,232	2,39,090	72,62,29,281	60,35,54,872	3,40,50,351	53,76,48,222	20,05,67,047	18,26,44,585
DEPRECIATION YEAR		67,37,82,524	2,20,45,304	1,66,63,981		71,21,61,919	46,56,71,105	3,79,23,766	60,35,94,872	20,81,17,518	20,85,67,047

Certified by



Assistant Registrar (Academics)
 Jaypee University of Information Technology
 Wankhaghat, Distt. Solan (H.P.)



JAYPEE UNIVERSITY OF INFORMATION TECHNOLOGY
FINANCIAL YEAR 2020-21
INSTITUTIONAL EXPENSES

SCHEDULE - "J"

Particulars	Amount (₹) 31.03.2021	Amount (₹) 31.03.2020
Admission Exps. including Advertisement	35,52,715	89,79,744
Audit Fee	3,54,000	3,00,000
Conference & Seminar Expenses	54,390	1,60,569
Convocation Expenses	44,048	31,415
E-Journals & Periodicals	32,99,278	46,64,004
Electricity Expenses	20,99,909	45,77,484
Honorarium to Faculty & Remuneration of Visiting Faculty	10,39,221	7,74,781
Institute Promotional Expenses	22,97,673	5,80,825
Insurance Expenses	2,86,780	1,13,694
Internet Charges	11,82,113	11,79,274
Interest & Finance Charges	1,23,786	46,57,756
Laboratory Expenses	19,04,011	25,66,841
Lease Rent	10,621	22,651
Legal & Professional Charges	4,85,656	8,38,528
Misc. Expenses	1,69,027	2,25,896
Payment to Technical Personnel	38,79,733	85,08,897
Placement Expenses	4,598	6,91,978
Postage & Telegram	63,845	1,21,854
Prior Period Exps.	31,003	1,39,641
Printing & Stationery	7,56,055	19,97,441
Recruitment Expenses	2,78,261	1,03,798

R. Sharma

Sharma



Certified copy



Assistant R... (Academics)
 Jaypee University of Information Technology
 Wanknaghat, Distt. Solan (H.P.)

SCHEDULE - "J" (Continued)

Particulars	Amount (₹) 31.03.2021	Amount (₹) 31.03.2020
Scholarship to Students	63,04,440	1,62,66,464
Security Expenses	39,00,325	54,15,468
Staff Welfare	14,36,919	13,35,331
Telephone Expenses	6,39,997	6,83,380
Travelling & Conveyance	3,15,813	10,19,756
Water Expenses	11,13,268	18,84,303
Repair & Maintenance		
- Civil Maintenance	40,64,606	41,81,690
- Equipment & Machinery	23,74,526	59,99,729
- Furniture & Fixture	6,19,610	6,68,872
- Horticulture Exps.	23,97,982	24,20,354
- Institute House Keeping	23,94,156	43,28,600
- Others	10,02,878	15,96,832
- Vehicles	19,51,201	34,48,526
- Water Supply Scheme	7,04,147	3,19,479
TOTAL INSTITUTIONAL EXPENSES	5,11,36,591	9,08,05,855



REGISTRAR,
Jaypee University of Information Technology
Wagnaghat, Distt. Solan (H.P.)

Assistant Registrar (Academics)
Jaypee University of Information Technology
Wagnaghat, Distt. Solan (H.P.)



JAYPEE UNIVERSITY OF INFORMATION TECHNOLOGY
FINANCIAL YEAR 2021-22
Details of Fixed Assets as on 31.03.2022

SCHEDULE : "A"

Block of Assets	Rate of Dep.	GROSS BLOCK					DEPRECIATION			Amount (₹)	
		Op. Balance as on 01.04.2021	Addition during the year		Disposed off during the year	As on 31.03.2022	Op. Balance as on 01.04.2021	For the Year	Up to 31.03.2022	NET BLOCK	
			180 Days or more	Less than 180 Days						As on 31.03.2021	As on 31.03.2022
Buildings	10%	14,55,81,037				14,55,81,037	8,03,17,139	65,26,350	8,68,43,529	6,52,63,836	5,87,37,608
Library Books	15%	6,88,01,385	548	26,616		6,88,28,550	5,59,41,651	19,31,039	5,76,72,690	1,28,59,734	1,09,55,660
Electronic Lab Equipments	15%	2,00,85,220				2,00,85,220	1,65,46,998	5,30,434	1,70,79,430	35,38,224	30,05,790
Bio Informatics Lab Equipments	15%	2,73,71,568	28,265			2,73,99,771	2,29,38,009	6,69,264	2,38,07,273	44,33,497	37,92,498
Physics Lab Equipments	15%	1,14,14,875		1,30,390		1,15,45,265	93,11,813	3,25,239	96,37,652	21,03,652	19,68,213
Computer Lab Equipments	40%	14,83,80,729	4,65,663			14,88,46,392	13,09,46,570	71,68,729	13,81,08,299	1,74,31,159	1,07,38,093
Imported Bio Lab Equipments	15%	2,20,31,080				2,20,31,080	1,95,39,065	3,73,802	1,99,12,867	24,02,015	21,18,213
Imported Electronic Lab Equipments	15%	33,58,810				33,58,810	31,85,143	24,550	32,19,693	1,63,687	1,39,117
Imported Computer Lab Equipments	40%	7,37,191				7,37,191	7,37,190		7,37,190	1	1
Imported Office Equipments	15%	87,805				87,805	78,871	1,355	80,226	9,034	7,679
Civil Lab Equipments	15%	1,26,85,095	3,51,640			1,30,36,735	62,47,010	5,68,459	98,15,489	34,38,085	32,21,266
Software-Computer	40%	45,04,269				45,04,289	41,04,804	1,59,866	42,64,470	3,69,655	2,39,799
Software-Math	40%	3,24,350				3,24,350	3,14,614	3,894	3,16,508	8,736	5,842
Software-Civil	40%	22,64,478				22,64,478	21,53,688	44,316	21,98,004	1,10,790	66,474
Software-Language Lab	40%	11,37,938				11,37,938	10,64,227	29,484	10,63,711	73,711	44,227
Software-Biotech Lab	40%	19,44,888				19,44,888	18,23,180	49,683	18,71,863	1,21,708	73,025
Software-Electronics Lab	40%	40,82,695				40,82,695	35,24,800	2,23,158	37,47,968	5,57,895	3,34,737
Software-Library	40%	2,73,000				2,73,000	2,60,457	5,017	2,65,474	12,543	7,526
Software-Physics Lab	40%	4,35,123				4,35,123	4,09,250	10,349	4,19,599	25,873	15,824
Software-PD Lab	40%	4,66,390				4,66,390	4,16,030	19,344	4,37,374	48,360	28,016
Office Equipments	15%	2,37,82,575	2,04,673	3,16,160		2,43,03,408	1,47,15,315	14,14,852	1,61,29,567	90,67,200	61,75,441
Miscellaneous Assets	15%	53,41,042	76,836	73,998		54,91,876	41,29,799	1,68,762	43,28,561	12,11,243	11,63,315
Gymnasium Equipments	15%	61,59,595				61,59,595	34,11,921	4,12,151	38,24,672	27,47,674	23,35,523
Furniture & Fixtures	10%	5,95,09,008				5,95,09,008	4,18,02,058	17,70,895	4,35,72,753	1,77,06,950	1,59,38,235
Articles	15%	2,28,55,588	69,89,507	14,89,475	71,000	3,12,64,570	1,46,81,468	23,87,755	1,69,89,223	82,54,120	1,42,75,347
Imported Office Equipments	15%	2,78,308				2,78,308	2,44,659	5,647	2,49,706	33,649	28,602
Imported Equipments	15%	86,60,971				86,60,971	58,92,811	4,15,224	63,08,035	27,88,160	23,52,936
Plant & Machinery	15%	7,08,57,177		4,96,529		7,13,53,706	5,40,86,008	25,52,815	5,66,38,923	1,67,71,169	1,47,14,783
Electrical Equipments	15%	97,37,184		4,44,242		1,01,81,426	75,91,953	3,55,103	79,47,066	21,45,231	22,34,370
Mechanical Lab Equipments	15%	27,37,255				27,37,255	22,69,202	70,208	23,39,410	4,68,053	3,87,845
Research Equipments	15%	3,44,03,214				3,44,03,214	2,60,22,721	12,57,074	2,72,79,785	83,80,493	71,23,419
GROSS TOTAL		72,02,89,881	81,16,133	29,79,410	71,000	73,13,16,424	53,76,45,222	2,94,92,968	56,71,38,180	18,26,44,659	16,41,78,244
PREVIOUS YEAR		71,21,61,619	10,22,744	71,06,218		72,02,89,881	53,35,94,872	3,40,50,361	53,78,45,222	20,85,67,047	18,26,44,619

Handwritten signature
 Vice Char

CLASS GUP
AC
STANTANTS
VI

Handwritten signature
 Tech
 Jaypee University of Information Technology
 Wagnaghat, Distt. Solan (H.P.)

REGISTRAR,
 Jaypee University of Information Technology
 Wagnaghat, Distt. Solan (H.P.)




Handwritten signature
 Assistant Registrar (Academics)
 Jaypee University of Information Technology
 Wagnaghat, Distt. Solan (H.P.)

Handwritten signature
 Certified copy
Chief Finance Officer
 Jaypee University of Information Technology

JAYPEE UNIVERSITY OF INFORMATION TECHNOLOGY
FINANCIAL YEAR 2021-22
INSTITUTIONAL EXPENSES

SCHEDULE - "J"

Particulars	Amount (₹) 31.03.2022	Amount (₹) 31.03.2021
Admission Exps. including Advertisement	73,00,431	35,52,715
Audit Fee	3,54,000	3,54,000
Conference & Seminar Expenses	47,018	54,390
Convocation Expenses	33,475	44,048
E-Journals & Periodicals ✓	31,32,962 ✓	32,99,278
Electricity Expenses	27,46,327	20,99,909
Honorarium to Faculty & Remuneration of Visiting Faculty	6,74,279	10,39,221
Institute Promotional Expenses	8,19,195	22,97,673
Insurance Expenses	6,04,102	2,86,780
Internet Charges	10,82,950	11,82,113
Interest & Finance Charges	-	1,23,786
Laboratory Expenses	28,01,265	19,04,011
Lease Rent	23,784	10,621
Legal & Professional Charges	8,32,462	4,85,656
Misc. Expenses	2,15,635	1,69,027
Payment to Technical Personnel	38,85,993	38,79,733
Placement Expenses	66,497	4,598
Postage & Telegram	86,949	63,845
Prior Period Exps.	73,414	31,003
Printing & Stationery	9,32,237	7,56,055
Recruitment Expenses	1,93,318	2,78,261



REGISTRAR,
 Jaypee University of Information Technology
 Waknaghat, Distt. Solan (H.P.)




Certified Copy



Assistant Registrar (Academics)
 Jaypee University of Information Technology
 Waknaghat, Distt. Solan (H.P.)

SCHEDULE - "J" (Continued)

Particulars	Amount (₹)	Amount (₹)
	31.03.2022	31.03.2021
Scholarship to Students	31,39,332	63,04,440
Security Expenses	53,41,272	39,00,325
Staff Welfare	18,92,135	14,36,919
Telephone Expenses	6,43,633	6,39,997
Travelling & Conveyance	6,04,946	3,15,813
Water Expenses	13,39,147	11,13,268
Repair & Maintenance		
- Civil Maintenance	31,62,834	40,64,606
- Equipment & Machinery	53,91,575	23,74,526
- Furniture & Fixture	4,32,356	6,19,610
- Horticulture Exps.	26,97,213	23,97,982
- Institute House Keeping	35,13,706	23,94,156
- Others	9,34,168	10,02,878
- Vehicles	25,40,637	19,51,201
- Water Supply Scheme	2,95,795	7,04,147
TOTAL INSTITUTIONAL EXPENSES	5,78,35,042	5,11,36,591



[Signature]
 REGISTRAR,
 Jaypee University of Information Technology
 Wakhnaghat, Distt. Solan (H.P.)



Certified Copy



[Signature]
 Assistant Registrar (Academics)
 Jaypee University of Information Technology
 Wakhnaghat, Distt. Solan (H.P.)